






# Art & Design: Year 6: Autumn Term



Technique: Drawing (Major unit)		Technique: Textiles (Minor unit)
<b>I will know how to....</b> <ul style="list-style-type: none"> <li>• Use a variety of effects (e.g. shadows, reflection, hatching and cross-hatching)</li> <li>• Show movement and perspective in drawings</li> <li>• Use a variety of tools and select the most appropriate</li> </ul>		<b>I will know how to...</b> a. experiment with a range of media by overlapping and layering; b. use a range of media to create texture, effect and colour; c. add decoration to create effect;
<b>Artist:</b> Hans Holbein The Younger (1497 – 1543) Painted portraits of Tudor monarchy.		<b>Artist:</b> Tors Duce (English textile artist)
		
<b>Key questions:</b> How can I use a variety of techniques to add effects, e.g. shadows, reflection, hatching and cross-hatching? How can I depict movement and perspective in drawings? How can I use a variety of tools and select the most appropriate?	<b>Focus element: Painting</b> 	<b>Key questions:</b> How can I experiment with a range of media by overlapping and layering? How can I use a range of media to create texture, effect and colour? How can I add decoration to create effect?
<b>Key vocabulary:</b> line, texture, pattern, form, shape, tone, smudge, blend, mark, hard, soft, light, heavy, portrait		<b>Key vocabulary:</b> colour, fabric, pattern, stitch, cross-stitch, overlapping, layering
<b>I already know how to...</b> create a colour pallet using a range of different mediums.		<b>I already know how to...</b> print on fabrics using batik